

Cuff Table, Metal Base

The Cuff series brings diverse materials together with precision-cut patterns inspired by nature, craft, fashion, and architecture. The transparency of the cut-out metal is juxtaposed with the crisp lines and mass of the base and top, which can be specified in a variety of materials and finishes. With a variety of options, Cuff occasional tables can be specified to stand out or blend into any environment.



Specifications

Side, coffee, and lounge tables. Stainless steel tapered cylinder base with a precision cut pattern near top of the base. Base with acrylic glides. Wood veneer, solid surface, or stone tops have a reverse bevel edge. Back-painted glass tops have a square edge. Veneer tops with catalyzed lacquer finish in all Cumberland standard and custom finishes.

Options – Specify:

Top: 0.75"-thick wood top with plain sliced Maple or Walnut veneer, or rift cut White Oak veneer, 0.5"-thick tempered back-painted glass, 3 grades of 0.75"-thick stone, or 1"-thick solid surface.

Wood: Maple is standard. Walnut and White Oak are optional, refer to upcharges below.

Finishes: Standard in any MP- on Maple finish.
Add \$220 list per item for any WL- on Walnut, or WO- on White Oak finish.
Add \$360 list per item for any CWO- on Cerused White Oak finish.
Custom finishes are also available.




Solid Surface: Standard in Glacier White, matte finish.

Painted Glass: Standard in White Satin with an acid etch surface.
Other painted glass colors are available and have a smooth surface.

Cuff Pattern: Wave, Polka or Morse Code patterns are standard.
Add \$400 list per item for Basket Weave pattern.

Metal: Standard in PSS-Polished or SSS-Satin Stainless Steel, or Powder Coat colors WHT-White, SLV-Silver, DKB-Dark Bronze, or BLK-Black.
Add \$375 list per item for STB-Statuary Bronze.
Add \$1125 list per item for PBR-Polished Brass.

Power: No power is standard. Power options available upon request.
Contact Cumberland Customer Service for more information.

	Model	Description	Dimensions	Maple	Painted	Solid	Stone	Upcharge			Wt	
				Veneer	Glass	Surface	S1	S2	S3	WL/WO		CWO
	3928	Side Table	18"dia x 18"h	2866	3134	3431	3466	3640	4046	220	360	85
	3929	Side Table	18"dia x 22"h	2907	3178	3475	3509	3684	4090	220	360	90
	3930	Side Table	24"dia x 18"h	3140	3392	3904	4315	4600	5024	220	360	150
	3931	Coffee Table	36"dia x 15"h	4687	5426	5719	7601	8063	8759	220	360	200
	3932	Coffee Table	42"dia x 15" h	5797	6162	6461	8378	9409	10128	220	360	240
	3933	Coffee Table	48"dia x 15"h	7417	7736	8564	9759	10981	12815	220	360	250
	5400-5415	Lounge Table	36"dia x 24.25"h	4114	6258	6450	7022	7517	8394	220	360	
	5401-5415	Lounge Table	42"dia x 24.25"h	5358	7011	7287	8112	8829	10096	220	360	
	5402-5415	Lounge Table	48"dia x 24.25"h	6129	8163	8501	9519	10400	11960	220	360	

Pricing: 11/01/2023

Cuff Table, Wood Base

The Cuff series brings diverse materials together with precision-cut patterns inspired by nature, craft, fashion, and architecture. The transparency of the cut-out metal is juxtaposed with the crisp lines and mass of the base and top, which can be specified in a variety of materials and finishes. With a variety of options, Cuff occasional tables can stand out or blend into any environment.







Specifications

Side, coffee, and lounge tables. Tapered wood cylinder base with acrylic glides. Stainless steel cuff with a precision cut pattern. Wood veneer, solid surface, or stone tops have a reverse bevel edge. Back-painted glass tops have an eased edge. Veneer with catalyzed lacquer finish in all Cumberland standard and custom finishes.

Options – Specify:

Top:	0.75" -thick wood top with plain sliced Maple or Walnut veneer, or rift cut White Oak veneer with reverse bevel edge, 3 grades of 0.75" -thick stone with reverse bevel edge, 1" -thick solid surface with reverse bevel edge, or 0.5" -thick tempered back-painted glass with eased edge.
Solid Surface:	Standard in Glacier White, matte finish.
Painted Glass:	Standard in White Satin with an acid etch surface. Other painted glass colors are available and have a smooth surface.
Cuff Pattern:	Wave, Polka or Morse Code patterns are standard. Add \$400 list per item for Basket Weave pattern.
Metal:	Standard in PSS-Polished or SSS-Satin Stainless Steel, or Powder Coat colors WHT-White, SLV-Silver, DKB-Dark Bronze, or BLK-Black. Add \$375 list per item for STB-Statuary Bronze. Add \$1125 list per item for PBR-Polished Brass.
Wood:	Maple is standard. Walnut and White Oak are optional, refer to upcharges below.
Finishes:	Standard in any MP- on Maple finish. Add \$220 list per item for any WL- on Walnut, or WO- on White Oak finish. Add \$360 list per item for any CWO- on Cerused White Oak finish. Custom finishes are also available.
Power:	No power is standard. Power options available upon request. Contact Cumberland Customer Service for more information.

	Model	Description	Dimensions	Maple Veneer	Painted Glass	Solid Surface	Stone S1	S2	S3	Upcharge			Wt
										WL/WO	CWO		
	3920	Side Table	18"dia x 18.25"h	3081	3350	3648	3682	3857	4262	220	360	85	
	3921	Side Table	18"dia x 22.25"h	3124	3394	3691	3724	3899	4306	220	360	90	
	3922	Side Table	24"dia x 18.25"h	3369	3620	4133	4545	4830	5251	220	360	150	
	3924	Coffee Table	36"dia x 15.5"h	4976	5715	6008	7889	8351	9047	220	360	200	
	3925	Coffee Table	42"dia x 15.5"h	6322	6686	6984	8901	9932	10651	220	360	240	
	3926	Coffee Table	48"dia x 15.5"h	8005	8325	9152	10347	11569	13404	220	360	250	
	5400-5420	Lounge Table	36"dia x 24"h	5894	7038	7230	7802	8297	9174	220	360		
	5401-5420	Lounge Table	42"dia x 24"h	6138	7791	8067	8892	9609	10876	220	360		
	5402-5420	Lounge Table	48"dia x 24"h	6909	8943	9281	10299	11180	12740	220	360		

Pricing: 11/01/2023